

# Learning Experiences

## Cognitive Development

The development of problem solving and thinking skills, which help children to explore and understand the world around them.



### Hairy Herby



**Hairy Herby is very passionate about the environment and maintaining it without human disturbance.**

**Discuss with the children the different ways they and the adults they know, can assist in helping maintain the environment, and the planet. Eg. stop littering, placing rubbish in the correct bin, recycling.**

**Put a plan in place, as a whole class/ centre, to plant trees in the local community. Have the stakeholders and families in the centre agree to the project plan and time frame. Contact local councils and nurseries to find and locate the trees required to implement the programme. Families within the centre may like to sponsor or purchase a tree to support the project. Celebrate the planting of the first tree. Plan an excursion with the class to the site on the day it is planted.**

**As a class research people around the world who have been/are passionate about the environment in which we live, and all the animals in it. Eg. David Attenborough, Dian Fossey.**

**Explain what it means to be passionate.**

**What actions/activities were made by some of these people to protect/maintain our environment and animals?**


**Using recycled and natural materials, ask the children to create a place for caterpillars and other small insects to live.**

**Use clay to make the insects that could possibly reside within this space.**

# Learning Experiences

## Language Development

The development of language and communication skills. Essential for interacting with and understanding others, including speech, body language, signs and symbols.



### Hairy Herby



**Play the Hairy Herby song to the class several times.**

**Ask the children to listen for the rhyming words. Play the song again. As a group make a list of the rhyming words. Eg. ground & sound.**

**The words, Hairy Herby's Habitat, all start with the letter 'H.'**

**Ask the children to look around the room and see what other objects start with the letter 'H?' Eg. hat, hair, handle.**

**Hairy Herby communicates with the Imagineland kids in the story using words. In real life, caterpillars communicate through a vibration process.**

**Research, as a class, other ways people communicate? Eg. sign language, morse code.**


**In Hairy Herby's story, there are some large words with many letters.**

**As you read through the story with the class, each time you come to one of these words write it on the board. Ask the children to count the number of letters in the word. Eg. environment. Then break the word into syllables. Eg. en-vi-ron-ment. Explain to the class that breaking a word into syllables will help them learn how to pronounce large words.**

# Learning Experiences

## Physical Development

The development of fine and gross motor skills allow children to use and control their bodies to complete tasks and activities.



### Hairy Herby



In the story, the Imagineland kids were looking for animals in the garden to befriend. They used spades to dig the ground, which Hairy Herby didn't appreciate. Gardening is a great physical activity.

Plan a gardening experience with the children. Plant some seedlings in a pot or the ground and watch them grow.

Plan a nature walk to view the plants and trees in a local botanical garden or nearby park. Or, alternatively, you could walk through the streets in the surrounding neighbourhood.

Take note of the types of flowers and trees, and their different sizes and shapes.

Look through the illustrations in Hairy Herby's story with the children.

Suggest they use these images as inspiration in drawing/painting their own garden scenes using fine motor tools. Eg. pencils, thin paintbrushes.

Create an obstacle course in an outdoor environment for the children to take turns completing.


Lay out a garden hose, to jump from left to right along. Items such as watering cans and potted plants can be used for direction points along the course for the children to manoeuvre around.

This will test their agility and encourage a sense of fun as they cheer each other on.

# Learning Experiences

## Social & Emotional Development

The development of social and emotional skills required to form; and sustain positive relationships and manage and express emotions. Children start to understand who they are, what they are feeling, and how to interact with others.



### Hairy Herby



Hairy Herby is unique in that he can change his appearance to blend into the different environments in which he lives. This helps keep Hairy safe from the larger insects and animals around him. Hairy, is like a chameleon in his ability to change colour.

Research chameleons. Ask the children if they know of anyone in the community who may change their appearance to blend in. Eg. A person in the army in their camouflage uniform.

Hairy Herby was very frustrated and 'cranky' with the Imagineland kids when he first meets them. He felt they were not being respectful of the habitat in which he lives.

Discuss with the class how it feels when you are cranky and frustrated. What are the signs/actions that people can make when they are cranky and frustrated? Eg. stamping their feet, cross face with a frown, loud voice.

Once Hairy Herby overcame his crankiness, he became a great teacher and friend to the Imagineland kids.

Chat with the class about how friends can help one another.

Create a class list or book of these ideas and illustrate them.

Hairy Herby created a lovely space for himself in Hairy Herby's habitat.

With the class, discuss their favourite features. Was it the colours, location of his little house? Ask the children to look around them and identify what they like most about the space they are in.

Create a list of all their favourite features.